

| | |
|---|--|
| 2 | Consolidated statement of financial position |
| 4 | Consolidated statement of comprehensive income |
| 7 | Consolidated statement of cash flows |
| 8 | Consolidated cash flow statement |

**APPLIED RESEARCH AND COMMUNICATIONS FUND (the GROUP)
CONSOLIDATED ANNUAL FINANCIAL STATEMENTS
31 DECEMBER 2010**

CONTENTS

| | Page |
|--|-------------|
| Consolidated statement of financial position | 3 |
| Consolidated statement of comprehensive income | 4 |
| Consolidated statement of changes in equity | 5 |
| Consolidated cash flow statement | 6-7 |
| Notes to the consolidated financial statements | 8-26 |
| Independent auditor's report | |

"APPLIED RESEARCH AND COMMUNICATIONS" FUND (the GROUP)
CONSOLIDATED STATEMENT OF FINANCIAL POSITION
31 DECEMBER 2010


| (all amounts in BGN thousand) | Note | 31 December 2010 | 31 December 2009 |
|-------------------------------------|------|---------------------|---------------------|
| Assets | | | |
| Property, plant and equipment | 5 | 86 | 136 |
| Investment property | 6 | 256 | 269 |
| Total non-current assets | | 342 | 405 |
| Trade and other receivables | 7 | 329 | 250 |
| Cash and cash equivalents | 8 | 1,407 | 1,431 |
| Deferred expenses | | 74 | 79 |
| Total current assets | | 1,810 | 1,760 |
| Total assets | | 2,152 | 2,165 |
| Equity | | | |
| | | 1,818 | 1,467 |
| Trade and other payables | 9 | 126 | 289 |
| Deferred financing | 10 | 208 | 408 |
| Taxes and other | | - | 1 |
| Total current liabilities | | 334 | 698 |
| Total liabilities | | 334 | 698 |
| Total equity and liabilities | | 2,152 | 2,165 |

These consolidated financial statements were approved by the Board of Trustees on 26 July 2011. They are signed on behalf of the Board of Trustees by:


 Nickolay Badinski
 Executive Director
 26 July 2011



Initialled for identification purposes in reference to the audit report:


 Rositsa Boteva
 Registered Auditor
 1 August July 2011


0500 Росица Ботева
 Регистриран одитор

APPLIED RESEARCH AND COMMUNICATIONS FUND (the GROUP)
CONSOLIDATED STATEMENT OF COMPREHENSIVE INCOME
31 DECEMBER 2010


| (all amounts in BGN thousand) | Note | For the year ending: | |
|--|------|----------------------|---------------------|
| | | 31 December 2010 | 31 December 2009 |
| Revenue | 11 | 1,313 | 1,317 |
| Cost of sales | 12 | (1,307) | (1,406) |
| Gross profit/ (loss) | | 6 | (89) |
| Other operating income | | 321 | 1 |
| Impairment losses | | 4 | (130) |
| Operating profit | | 331 | (218) |
| Financial income | | 31 | 68 |
| Financial expenses | | (10) | (18) |
| Net financial income/(expense) | 13 | 21 | 50 |
| Profit/(Loss) before income tax | | 352 | (168) |
| Income tax expense | 14 | (1) | (3) |
| Net profit/(loss) for the period | | 351 | (171) |
| Other comprehensive income | | - | - |
| Total comprehensive income for the year | | 351 | (171) |


These consolidated financial statements were approved by the Board of Trustees on 26 July 2011. They are signed on behalf of the Board of Trustees by:


 Nikolay Badinski
 Executive Director
 26 July 2011



Initialled for identification purposes in reference to the audit report:



 Rositsa Boteva
 Registered Auditor
 1 August July 2011

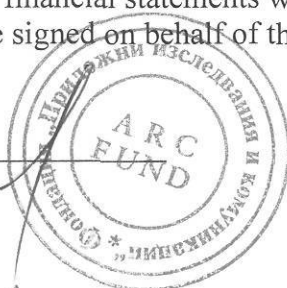


**- APPLIED RESEARCH AND COMMUNICATIONS FUND (the GROUP)
CONSOLIDATED STATEMENT OF CHANGES IN EQUITY
31 DECEMBER 2010**


| (all amounts in BGN thousand) | Note | Retained earnings | Total |
|---------------------------------------|------|-------------------|--------------|
| Balance as at 1 January 2009 | | 1,638 | 1,638 |
| Net loss for the year | | (171) | (171) |
| Balance as at 31 December 2009 | | 1,467 | 1,467 |
| Balance as at 1 January 2010 | | 1,467 | 1,467 |
| Net profit for the year | | 351 | (171) |
| Balance as at 31 December 2010 | | 1,818 | 1,467 |

These consolidated financial statements were approved by the Board of Trustees on 26 July 2011. They are signed on behalf of the Board of Trustees by:


Nickolay Badinski
Executive Director
26 July 2011



Initialled for identification purposes in reference to the audit report:


Rositsa Boteva
Registered Auditor
1 August July 2011



APPLIED RESEARCH AND COMMUNICATIONS FUND (the GROUP)
CONSOLIDATED CASH FLOW STATEMENT
31 DECEMBER 2010

| (all amounts in BGN thousand) | Note | For the year ending: | |
|---|------|----------------------|---------------------|
| | | 31 December 2010 | 31 December 2009 |
| Cash flows from operating activities | | | |
| Profit/(Loss) before income tax | | 352 | (168) |
| Adjustments for: | | | |
| Depreciation and amortisation | 5,6 | 63 | 56 |
| Net interest income accrued | | (31) | (53) |
| | | 384 | (165) |
| Changes in working capital: | | | |
| Decrease of inventory | | - | 11 |
| Decrease/(Increase) of trade and other receivables and deferred expenses | | (74) | 48 |
| (Decrease)/Increase of trade and other payables | | (364) | (658) |
| Cash flow from operating activities | | (54) | (764) |
| Interest received | | 31 | 56 |
| Income tax paid | | (1) | (2) |
| Net cash flows from operating activities | | (24) | (710) |
| Cash flows from investment activities | | | |
| Purchase of property, plant and equipment and intangible assets | | - | (161) |
| Net cash flows from investment activities | | - | (161) |

APPLIED RESEARCH AND COMMUNICATIONS FUND (the GROUP)
NOTES TO THE CONSOLIDATED FINANCIAL STATEMENTS
31 DECEMBER 2009
(all amounts in BGN thousand, unless otherwise stated)

1. Background and activities

Applied Research and Communications Fund („the Fund”), established in 1991, is a not-for-profit organisation with its legal seat in Republic of Bulgaria. Its main objectives are:

- To drive the development of the **knowledge economy** in Bulgaria and Europe in line with the renewed Lisbon objectives;
- To promote innovation in the European economy and facilitate the transfer of new and advanced technologies and know-how;
- To support **cross-border networking** and **capacity building** of businesses, public agencies or private organizations, by using the advances in information and communication technologies.

In pursuit of these objectives, ARC Fund designs and implements strategies for capacity building of NGOs, information society development and technological innovation.

The consolidated financial statements of the Fund for the year ended 31 December 2010 comprise the Fund and its subsidiary Arc Consulting EOOD (together referred to as the “Group”).

The Fund owns 100% of the share capital of its subsidiary: Arc Consulting EOOD. Arc Consulting EOOD is a limited liability company established in Republic of Bulgaria. The company is registered in Sofia City Court with act № 9428/2006 from 28 August 2006. Its core activity is offering of consultancy services in the area of policies and practices of the European Union.

As of 31 December 2010 the Group has 43 employees.

These consolidated financial statements have been approved by the Board of Trustees of the Fund on 26 July 2010.

2. Accounting policies


The principal accounting policies applied in the preparation of these consolidated financial statements are set out below. These policies have been consistently applied to all the years presented, unless otherwise stated.


2.1. Basis of preparation

APPLIED RESEARCH AND COMMUNICATIONS FUND (the GROUP)
CONSOLIDATED CASH FLOW STATEMENT (continued)
31 DECEMBER 2010


| (all amounts in BGN thousand) | Note | For the year ending: | |
|--|----------|----------------------|---------------------|
| | | 31 December 2010 | 31 December 2009 |
| Cash flows from financing activities | | - | - |
| Net cash flow from financing activities | | - | - |
| Net (decrease)/ increase in cash and cash equivalents | | (24) | (871) |
| Cash and cash equivalents at the beginning of the period | | 1,431 | 2,302 |
| Cash and cash equivalents at the end of the period | 9 | 1,407 | 1,431 |

These consolidated financial statements were approved by the Board of Trustees on 26 July 2011. They are signed on behalf of the Board of Trustees by:


 Nickolay Badinski
 Executive Director
 26 July 2011



Initialled for identification purposes in reference to the audit report:


 Rositsa Boteva
 Registered Auditor
 1 August July 2011



These consolidated financial statements have been prepared in accordance with International Financial Reporting Standards (IFRS), as adopted by the European Union. The financial statements have been prepared under the historical cost convention.

The consolidated financial statements comprise the financial statements of the Fund and its subsidiaries as at 31 December each year. The financial statements of subsidiaries are prepared for the same reporting period as the parent Fund, using consistent accounting policies. For consolidation purposes, the financial information of the Group has been combined on a line-by-line basis by adding together like items of assets, liabilities, income and expenses.

All intra-group balances, income and expenses and unrealized gains resulting from intra-group transactions are eliminated in full. Unrealised losses are also eliminated but considered an impairment indicator of the asset transferred. Subsidiaries are fully consolidated from the date of acquisition, being the date on which the Group obtains control, and continue to be consolidated until the date that such control ceases.

Accounting policies of subsidiaries have been changed where necessary to ensure consistency with the policies adopted by the Group.

Subsidiaries are all entities (including special purpose entities) over which the Group has the power to govern the financial and operating policies generally accompanying a shareholding of more than one half of the voting rights. The existence and effect of potential voting rights that are currently exercisable or convertible are considered when assessing whether the Group controls another entity.

The purchase method of accounting is used to account for the acquisition of subsidiaries by the Group. The cost of an acquisition is measured as the fair value of the assets given, equity instruments issued and liabilities incurred or assumed at the date of exchange, plus

Identifiable assets acquired and liabilities and contingent liabilities assumed in a business combination are measured initially at their fair values at the acquisition date, irrespective of the extent of any non-controlling interest. The excess of the cost of acquisition over the fair value of the Group's share of the identifiable net assets acquired is recorded as goodwill. If the cost of acquisition is less than the fair value of the net assets of the subsidiary acquired, the difference is recognised directly in the income statement.

After initial recognition, goodwill is measured at cost less any accumulated impairment losses. For the purpose of impairment testing, goodwill acquired in a business combination is, from the acquisition date, allocated to each of the Group's cash-generating units that are expected to benefit from the synergies of the combination, irrespective of whether other assets or liabilities of the acquiree are assigned to those units.

Where goodwill forms part of a cash-generating unit and part of the operation within that unit is disposed of, the goodwill associated with the operation disposed of is included in the carrying amount of the operation when determining the gain or loss on disposal of the operation. Goodwill disposed of in this circumstance is measured based on the relative values of the operation disposed of and the portion of the cash-generating unit retained.

Transactions with non-controlling interests

Non-controlling interests represent the portion of profit or loss and net assets not held by the Group and are presented separately in the income statement and within equity in the consolidated balance sheet, separately from parent shareholders' equity. Disposals of non-controlling interests result in gains and losses for the Group that are recognised in the income statement. Acquisitions of non-controlling interests are accounted for whereby the difference between the consideration and the book value of the share of the net assets acquired is recognised in goodwill.

The preparation of the financial statements in accordance with IFRS requires management to make estimates and assumptions. The management relied on their own judgment when applying the accounting policy of the Group. The elements of the financial statements whose presentation includes higher degree of judgment or subjectivity and for which the assumptions and judgments have higher influence are separately disclosed in Note 4.

New and amended standards, adopted by the Group:

New and amended standards and interpretations mandatory for the first time for the financial year beginning 1 January 2010 are not early adopted by the Group because management of the Group believes that they are nor currently relevant to the Group although they may affect accounting for future transactions and events.

New standards, amendments and interpretations issued but not effective for the financial year beginning 1 January 2010 are not early adopted by the Group. They are not relevant to Group although they may affect accounting for future transactions and events.

2.2. Foreign currency transactions

2.2.1. Functional and presentation currency

Items included in the financial statements of the Group are measured using the currency of the primary economic environment in which the entity operates ('the functional currency'). The functional and presentation currency in these consolidated financial statements is 'Bulgarian lev' or 'BGN'.

2.2.2. Transactions and balances

Foreign currency transactions are translated into the functional currency using the exchange rates prevailing at the dates of the transactions. Foreign exchange gains and losses resulting from the settlement of such transactions and from the translation at year-end exchange rates of monetary assets and liabilities denominated in foreign currencies are recognised in the statement of comprehensive income.

2.3 Property, plant and equipment

All property, plant and equipment are stated at historical cost less depreciation, less impairment losses, if any. Historical cost includes all expenditure that is directly attributable to the acquisition of the items.

Subsequent costs are included in the assets carrying amount or recognised as a separate

asset, only when it is probable that future economic benefits associated with the item will flow to the Group and the cost of the item can be measured reliably.

Depreciation commence from the date the asset is available for use. Land is not depreciated as it is deemed to have an indefinite life. Assets under construction are not depreciated as not yet available for use.

The Group uses straight – line depreciation method. Depreciation rates are based on the useful life of the different types of property, plant and equipment as follows:

| | |
|-------------------------|--------------|
| Buildings | 25 years |
| Computers and equipment | 2-6.67 years |
| Vehicles | 5 years |
| Fixtures and fittings | 2 - 6 years |

Property, plant and equipment is depreciated from the month, following the acquisition date and for internally generated assets – from the month, following the date of entering into use.

An asset's carrying amount is written down immediately to its recoverable amount if the asset's carrying amount is greater than its estimated recoverable amount.

2.4 Intangible assets

Intangible assets acquired by the Group are presented at cost, less accumulated amortisation and impairment.

Subsequent expenditures

Subsequent expenditure on capitalised intangible assets is capitalised only when it increases the future economic benefits embodied in the specific asset to which it relates.

All other expenditure is expensed as incurred.

Amortisation is charged to the income statement on a straight-line basis over the estimated useful lives of intangible assets usually for 4-5 years.

2.5. Financial assets

The Group classifies its financial assets in the following categories: at fair value through profit or loss, loans and receivables, held-to-maturity investments, and available-for-sale financial assets. The classification depends on the purpose for which the investments were acquired. Management determines the classification of its investments at initial recognition and re-evaluates this designation at every reporting date.

Financial assets at fair value through profit or loss

Financial assets at fair value through profit or loss are financial assets held for trading. A financial asset is classified in this category if acquired principally for the purpose of selling in the short term. Assets in this category are classified as current assets.

For the purposes of these financial statements short term means a period within 12 months. During the year, the Group did not hold any investments in this category. The Group does not possess such financial assets as at 31 December 2010.

Loans and receivables

Loans and receivables are non-derivative financial assets with fixed or determinable payments that are not quoted in an active market. They are included in current assets, except for maturities greater than 12 months after the balance sheet date. These are classified as non-current assets. The Group's loans and receivables comprise 'trade and

other receivables' and 'cash and cash equivalents' in the balance sheet. Loans and receivables are carried at amortized cost using the effective interest rate.

Held-to-maturity

Held-to-maturity investments are fixed-maturity investments that the Group's management has the positive intention and ability to hold to maturity. These securities are included as non-current assets except for securities, reaching maturity within 12 months from the balance sheet date and which are recognised as current during the reporting period. During the year, the Group did not hold any investments in this category.

Available for sale financial assets

Available-for-sale financial assets are non-derivatives that are investments acquired with the purpose to be owned for non-fixed period of time and which can be sold when the Group needs recourse or at change of interest rates. They are included in non-current assets unless management intends to dispose of the investment within 12 months of the balance sheet date or to use them as a source of working capital. In this case the investments are classified within current assets. During the year, the Group did not hold any investments in this category.

The group assesses at each balance sheet date whether there is objective evidence that a financial asset or a group of financial assets is impaired. Impairment testing of trade and other receivables is described in Note 2.7.

2.6. Inventory

Inventories are stated at the lower of cost and net realisable value. Inventories are expensed using the weighted average method. Net realisable value is the estimated selling price in the ordinary course of business, less the estimated costs of completion and selling expenses.

2.7. Trade and other receivables

Trade receivables are recognised initially at fair value and subsequently measured at amortised cost (using effective interest method) less provision for impairment. A provision for impairment of trade receivables is established when there is objective evidence that the Group will not be able to collect all amounts due according to the original terms of receivables.

Significant financial difficulties of the debtor, probability that the debtor will enter bankruptcy or financial reorganisation, and default or delinquency in payments (more than 30 days overdue) are considered indicators that the trade receivable is impaired. The amount of the provision is the difference between the asset's carrying amount and the present value of estimated future cash flows, discounted at the original effective interest rate. The carrying amount of the asset is reduced through the use of an allowance account, and the amount of the loss is recognised in the income statement within 'selling and marketing costs'. When a trade receivable is uncollectible, it is written off against the allowance account for trade receivables. Subsequent recoveries of amounts previously written off are credited against 'selling and marketing costs' in the income statement.

2.8. Cash and cash equivalents

Cash and cash equivalents includes cash in hand, deposits held at call with banks, and other short-term highly liquid investments with original maturities of three months or less as well as bank overdrafts. Bank overdrafts are shown within current borrowings in current liabilities on the balance sheet.

2.9. Investment property

Investment property is property held either to earn rental income or for capital appreciation or for both, but not for sale in the ordinary course of business, use in the production or supply of goods or services or for administrative purposes. Investment property is measured at cost on initial recognition and subsequently at fair value with any change therein recognised in profit or loss.

Cost includes expenditure that is directly attributable to the acquisition of the investment property. The cost of self-constructed investment property includes the cost of materials and direct labour, any other costs directly attributable to bringing the investment property to a working condition for its intended use and capitalised borrowing costs.

When the use of a property changes such that it is reclassified as property, plant and equipment, its fair value at the date of reclassification becomes its cost for subsequent accounting.

2.10. Borrowings

Borrowings are recognised initially at fair value, net of transaction costs incurred. Borrowings are subsequently stated at amortised cost; any difference between the proceeds (net of transaction costs) and the redemption value is recognised in the income statement over the period of the borrowings using the effective interest method.

Borrowings are classified as current liabilities unless the Group has an unconditional right to defer settlement of the liability for at least 12 months after the balance sheet date. Borrowing costs are recognised as an expense in the period in which they are incurred.

2.11. Deferred tax

Deferred income tax is provided in full, using the liability method, on all temporary differences arising between the tax bases of assets and liabilities and their carrying amounts in the financial statements. Deferred income tax is determined using tax rates that have been enacted or substantially enacted by the balance sheet date and are expected to apply when the related deferred income tax asset is realised or the deferred income tax liability is settled.

Deferred income tax assets are recognised to the extent that it is probable that future taxable profit will be available against which the temporary differences can be utilised.

2.12. Employee benefits on retirement

In accordance with article 222, para. 3 of the Bulgarian Labour Code, in the event of termination of a labour contract after the employee has reached the lawfully required retirement age, regardless of the reason for the termination, the employee is entitled to a compensation as follows: 2 gross monthly salaries in all cases and 6 gross monthly

salaries if the employee has been engaged with the Group for at least 10 years.
As of 31 December the Group has not accounted for those potential obligations.

2.13. Revenue recognition

Revenue comprises the fair value of the consideration received or receivable for the sale of goods and services in the ordinary course of the group's activities. Revenue is shown net of value-added tax, returns, rebates and discounts and after eliminating sales within the group.

The group recognises revenue when the amount of revenue can be reliably measured, it is probable that future economic benefits will flow to the entity and when specific criteria have been met for each of the group's activities as described below. The amount of revenue is not considered to be reliably measurable until all contingencies relating to the sale have been resolved. The group bases its estimates on historical results, taking into consideration the type of customer, the type of transaction and the specifics of each arrangement.

Sales of services

Revenue from time and material contracts, typically from delivering certain services, is recognised under the percentage of completion method. Revenue is generally recognised at the contractual rates. For time contracts, the stage of completion is measured on the basis of labour hours delivered as a percentage of total hours to be delivered.

Revenue from fixed-price contracts for delivering certain services is also recognised under the percentage-of-completion method. Revenue is generally recognised based on the services performed to date as a percentage of the total services to be performed.

If circumstances arise that may change the original estimates of revenues, costs or extent of progress toward completion, estimates are revised. These revisions may result in increases or decreases in estimated revenues or costs and are reflected in income in the period in which the circumstances that give rise to the revision become known by management.

Revenue from grants and contributions

Grants from financing bodies are recognised initially as deferred income when there is reasonable assurance that they will be received and that the Group will comply with the conditions associated with the grant. Grants that compensate the Group for expenses incurred are recognised in profit or loss on a systematic basis in the same periods in which the expenses are recognised. Grants that compensate the Group for the cost of an asset are recognised in profit or loss on a systematic basis over the useful life of the asset.

Interest income

Interest income is recognised on a time-proportion basis using the effective interest method. When a receivable is impaired, the Group reduces the carrying amount to its recoverable amount, being the estimated future cash flow discounted at the original effective interest rate of the instrument, and continues unwinding the discount as interest income. Interest income on impaired loans is recognised using the original effective interest rate.

2.14. Dividend distribution

The Group does not distribute dividends.

3. Financial risk management

3.1. Global financial crisis

Impact of the ongoing global financial and economic crisis

The global financial crisis has had a severe effect on the Bulgarian economy and the financial situation within the Bulgarian financial and corporate sectors has significantly deteriorated since mid-2008. In 2010, the Bulgarian economy experienced a moderate recovery in economic growth. The recovery was accompanied by increased export and increased rate of household savings.

The future economic direction of Bulgaria is largely dependent upon the effectiveness of economic, financial and monetary measures undertaken by the Government, together with tax, legal, regulatory and political developments.

Management is unable to predict all developments which could have an impact on the sector and wider economy, and consequently what effect, if any, they could have on the future financial position of the Group.

The Bulgarian economy is also vulnerable to market downturns and economic slowdowns elsewhere in the world. Management is unable to determine reliably the effects on the Group's future financial position of any further changes in the economic environment in which the Group operates.

Management believes it is taking all necessary measures to support the sustainability and development of the Group's business in the current circumstances.

Impact on customers/ borrowers

The debtors or borrowers of the Group may also be affected by the lower liquidity situation which could, in turn, impact their ability to repay the amounts owed. The operating conditions for customers may also have an impact on management's cash flow forecasts and assessment of the impairment of financial and non-financial assets. To the extent that information is available, management has properly reflected revised estimates of expected future cash flows in its impairment assessments.

3.2 Financial risk factors

The risk exposures of the Group could be determined as follows: market risk (including currency risk, price risk and risk of future cash flow changes as a result of changes in market interest rate), credit risk and liquidity risk. The Group's management focuses on the financial risk and seeks to minimise potential adverse effects on the Group's financial performance.

3.2.1 Market risk

a) Currency risk

The Group is not exposed to foreign exchange risk as most of its foreign transactions are denominated in EUR. The exchange rate of the BGN is currently pegged to the EUR.

The Group's management does not believe that the peg will change within the next 12 months and therefore no sensitivity analysis has been performed.

b) Price risk

The Group's management considers the price risk in the context of the future revenues that are expected to be generated in the operating activity of the Group.

3.2.2 Interest rate risk

As the Group has no significant interest-bearing assets, the Group's income and operating cash flows are substantially independent of changes in market interest rates.

The Group analyses its interest rate exposure on a regular basis and addresses the underlying risk.

3.2.3 Credit risk

Credit risk arises from cash and cash equivalents and deposits with banks and financial institutions.

The Group has established and implemented policy, which ensures that the sales of services and revenues from financing are provided to/by clients and organisations with appropriate credit history.

3.2.4 Liquidity risk

In the context of its underlying business, the Group is able to maintain flexibility in funding and to use credit lines, overdrafts and other credit facilities, if necessary.

The table below analyses the Group's financial liabilities into relevant maturity groupings based on the remaining period at the balance sheet to the contractual maturity date. The amounts disclosed in the table are the contractual undiscounted cash flows. Balances due within 12 months equal their carrying balances as the impact of discounting is not significant.

| As at 31 December 2010 | Up to 1 year | Between 1 and 2 years | Between 2 and 5 years | Over 5 years |
|-------------------------------|---------------------|------------------------------|------------------------------|---------------------|
| Trade and other payables | 126 | - | - | - |
| As at 31 December 2009 | Up to 1 year | Between 1 and 2 years | Between 2 and 5 years | Over 5 years |
| Trade and other payables | 289 | - | - | - |

4. Critical accounting estimates and judgements

Estimates and judgements are continually evaluated and are based on historical experience and other factors, including expectations of future events that are believed to be reasonable under the circumstances. The authenticity of accounting estimates and judgments is monitored regularly.

The Group makes estimates and assumptions concerning the future. The resulting accounting estimates will, by definition, seldom equal the related actual results. The estimates and assumptions that have a significant risk of causing a material adjustment to the carrying amounts of assets and liabilities within the next financial year are addressed below:

Useful life of property, plant and equipment

The presentation and valuation of property, plant and equipment requires the Management to estimate their useful life and remaining value. The Management assesses at the end of each accounting period the determined useful life of the property, plant and equipment.

Impairment of loans and receivables

Impairment of receivables is determined based on Management's expectations for the collectability of the loans and receivables. As at the date of preparation of the financial statements, the Management reviews and assesses the existing receivables' balances for collectability.

5. Property, plant and equipment

| | Computers and equipment | Vehicles | Fixtures and fittings | Total |
|-------------------------------|----------------------------|------------|--------------------------|------------|
| Cost | | | | |
| As at 1 January 2009 | 139 | 24 | 21 | 184 |
| Additions | 17 | 144 | 2 | 163 |
| Disposals | - | 20 | - | 20 |
| As at 31 December 2009 | 156 | 148 | 23 | 327 |
| Additions | - | - | - | - |
| Disposals | - | - | - | - |
| As at 31 December 2010 | 156 | 148 | 23 | 327 |
| Амортизация | | | | |
| As at 1 January 2009 | 131 | 16 | 15 | 162 |
| Written of depreciation | 11 | 31 | 4 | 36 |
| Disposals | - | 17 | - | 17 |
| As at 31 December 2009 | 142 | 30 | 19 | 191 |
| Depreciation charge | 10 | 37 | 3 | 50 |
| As at 31 December 2010 | 152 | 67 | 22 | 241 |
| Net book value | | | | |
| As at 1 January 2009 | 8 | 8 | 6 | 22 |
| As at 31 December 2009 | 14 | 118 | 4 | 136 |
| As at 31 December 2010 | 4 | 81 | 1 | 86 |

6. Investment property

| | 31 December 2010 | 31 December 2009 |
|--|---------------------|---------------------|
| As at 1 January | | |
| Carrying amount at the beginning of the year | 269 | 281 |
| Depreciation charge | (13) | (12) |
| Net book value at the end of the year | 256 | 269 |
| 31 December | | |
| Cost | 303 | 303 |
| Accumulated depreciation | (47) | (34) |
| Net book value | 256 | 269 |

Investment properties held by the Group represent apartments and office space owned by Arc Consulting EOOD. Investment properties are carried at cost, less accumulated depreciation and impairment.

7. Trade and other receivables

| | As at 31 December | |
|--|-------------------|------------|
| | 2010 | 2009 |
| Trade receivable and receivables on projects financing | 328 | 201 |
| Prepaid corporate tax | - | 4 |
| Other | 1 | 45 |
| | <u>329</u> | <u>250</u> |

The carrying amount of the trade and other receivables approximate their fair value.

8. Cash and cash equivalents

| | As at 31 December | |
|-------------------------------|-------------------|--------------|
| | 2010 | 2009 |
| Cash at hand | 106 | 104 |
| Cash in bank current accounts | 1,301 | 1,327 |
| | <u>1,407</u> | <u>1,431</u> |

9. Trade and other payables

| | As at 31 December | |
|----------------|-------------------|------------|
| | 2010 | 2009 |
| Trade payables | 101 | 288 |
| VAT | 23 | - |
| Other | 2 | 1 |
| | <u>126</u> | <u>289</u> |

10. Deferred financing

| | 31/12/2010 | 31/12/2009 |
|--|------------|------------|
| EC - Citizen Visions for the Future of Science Technology and Innovation | | 8 |
| EC - Research Infrastructures: Foresight and Impact | | 28 |
| EC – Bulgaria Fund - Strengthening the ICT Policy Environment in Bulgaria | | 47 |
| EC – Scoping China’s Environmental Research Excellence and Major Infrastructure | 88 | |
| Save the Children (Norway) - Comprehensive response to on line child sexual abuse | 13 | |
| EC - Setting Up Combined Safer Internet Node in Bulgaria (Phase 3) | 73 | |
| OAK Foundation - Children in Virtual and Real Violence – Prevention by Discourse and Education | 20 | 29 |
| EC - Network for provision of integrated services in support of business and innovation in Bulgaria | - | 161 |
| IBRD - Network of ICT experienced organizations, sharing experiences, knowledge and supporting SMEs | - | 21 |
| EC - Setting Up Combined Safer Internet Node in Bulgaria (Phase 2) | - | 33 |
| EC - Transport EU-Western Balkan Network for Training, Support and Promotion of Cooperation in FP7 research activities | - | 60 |
| Other | 12 | 12 |
| Total deferred financing, related to projects | 206 | 399 |
| Financing for acquisition of fixed assets | 2 | 9 |
| | 208 | 408 |

11. Revenue

Revenues from grants, financing and projects for the annual periods include:

| | 2010 | 2009 |
|--|--------------|--------------|
| Revenue on projects financing | 1,070 | 1,094 |
| Revenue from services | 235 | 213 |
| Revenue from financing of fixed assets acquisition | 8 | 9 |
| Other revenue | - | 1 |
| | 1,313 | 1,317 |

12. Cost of sales

Cost of sales for the Group include:

| | 2010 | 2009 |
|--|--------------|--------------|
| Expenses for materials and consumables | 5 | 17 |
| External services expenses | 933 | 969 |
| Depreciation and amortization | 63 | 56 |
| Salaries and social securities | 205 | 162 |
| Other expenses | 101 | 202 |
| | 1,307 | 1,406 |

13. Financial income/ (expense), net

| | 2010 r. | 2009 r. |
|--------------------------------------|----------------|----------------|
| Interest income | 31 | 53 |
| | 31 | 53 |
| Interest expense | - | - |
| Foreign exchange gains/(losses), net | (7) | 2 |
| Other financial expenses | (3) | (5) |
| | (10) | (3) |
| Financial income, net | 21 | 50 |

14. Income tax expense

The major components of income tax expense for the year ended 31 December 2010 and the period ended 31 December 2008 are:

| | 2010 | 2009 |
|---------------------------|------------|------------|
| Current tax | (1) | (3) |
| Deferred tax | - | - |
| Income tax expense | (1) | (3) |

Bulgarian tax legislation is subject to varying interpretations and constant changes. Furthermore, the interpretations of tax authorities as applied to the transactions and activity of the Group may not coincide with that of the management. As a result tax authorities may challenge the way of calculating tax losses carried forward as well as assess additional taxes, penalties and interest, which can be significant.

The tax authorities may at any time inspect the books and records within 5 years subsequent to the reported tax year, and may impose additional taxes and penalties. The Group's management is not aware of any circumstances which may give rise to a potential material liability in this respect.

15. Related parties

The Group is related to the Center for the Study of Democracy, and thus is also related with its subsidiaries.

During the period the following transactions and balances has occurred:

| Related party | Transactions during the year | January- 31 December | | 31 December | |
|-----------------------------------|--|----------------------|------|-------------|----------|
| | | 2010 | 2009 | 2010 | 2009 |
| | | Transactions | | Receivables | Payables |
| Project 1 | Consultancy services | 150 | - | 150 | - |
| | Rental Agreement | 45 | - | - | 1 |
| Vitosha Research | Contract for development of research project | 24 | 58 | - | - |
| | Consultancy services on EEN project | 2 | 15 | - | - |
| | Consultancy services | 14 | 39 | - | - |
| Center for the Study of Democracy | Rental Agreement | 45 | 45 | - | 45 |

INDEPENDENT AUDITOR'S REPORT

To the Board of Trustees of ARC Fund

Report on the Consolidated Financial Statements

We have audited the accompanying consolidated financial statements of Applied Research and Communications Fund and its subsidiaries (the "Group") which comprise the consolidated statement of financial position as of 31 December 2010 and the consolidated statements of comprehensive income, changes in equity and cash flows for the year then ended and a summary of significant accounting policies and other explanatory notes.

Management's Responsibility for the Consolidated Financial Statements

Management is responsible for the preparation and fair presentation of these consolidated financial statements in accordance with International Financial Reporting Standards as adopted by the European Union, and for such internal control as management determines is necessary to enable the preparation of consolidated financial statements that are free from material misstatement, whether due to fraud or error.

Auditor's Responsibility

Our responsibility is to express an opinion on these consolidated financial statements based on our audit. We conducted our audit in accordance with International Standards on Auditing. Those Standards require that we comply with ethical requirements and plan and perform the audit to obtain reasonable assurance whether the consolidated financial statements are free from material misstatement.


An audit involves performing procedures to obtain audit evidence about the amounts and disclosures in the consolidated financial statements. The procedures selected depend on the auditor's judgment, including the assessment of the risks of material misstatement of the consolidated financial statements, whether due to fraud or error. In making those risk assessments, the auditor considers internal control relevant to the entity's preparation and fair presentation of the consolidated financial statements in order to design audit procedures that are appropriate in the circumstances, but not for the purpose of expressing an opinion on the effectiveness of the entity's internal control. An audit also includes evaluating the appropriateness of accounting policies used and the reasonableness of accounting estimates made by management, as well as evaluating the overall presentation of the consolidated financial statements.

We believe that the audit evidence we have obtained is sufficient and appropriate to provide a basis for our audit opinion.

Opinion

In our opinion, the accompanying consolidated financial statements present fairly, in all material respects, the financial position of the Group as of 31 December 2010, and its financial performance and its cash flows for the year then ended in accordance with International Financial Reporting Standards as adopted by the European Union.

Rositsa Boteva
Registered Auditor
Sofia



1 August 2011