

Assessing Integration Measures for Vulnerable Migrant Groups (ASSESS)

Workshop
Sofia, February 2015



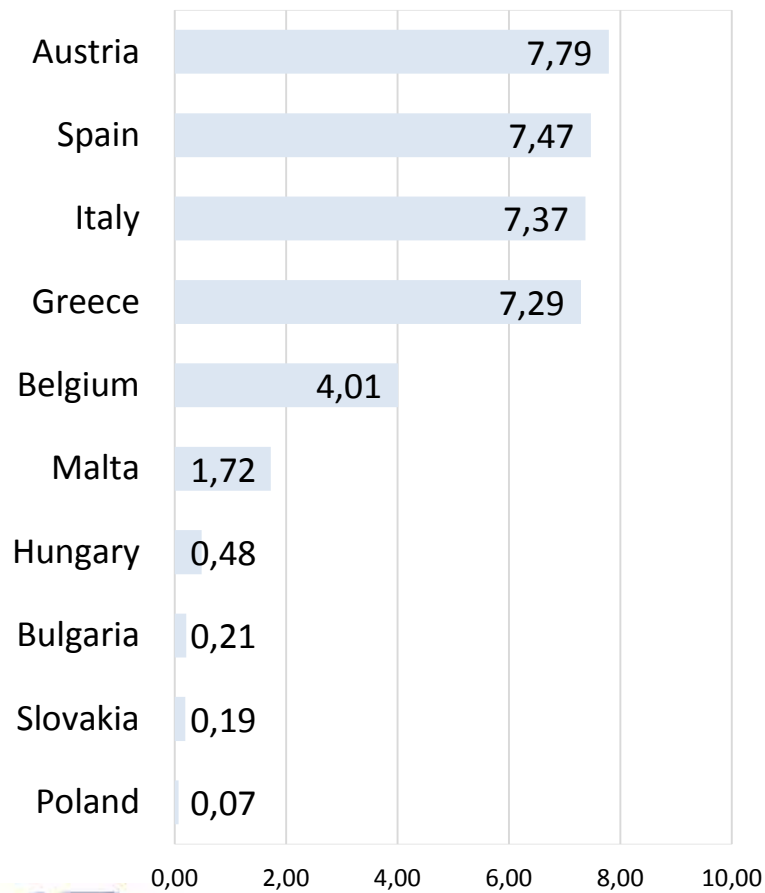
Co-funded by the European Union

PROFILE

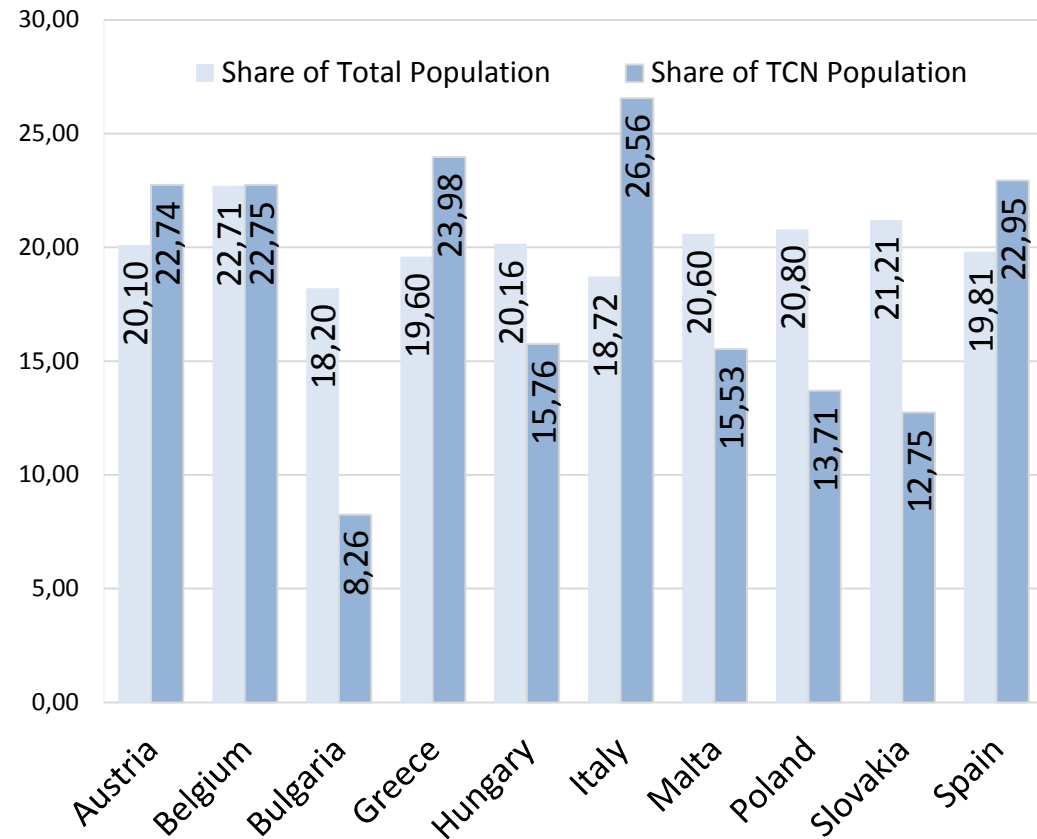


SHARES

Share of TCN Population Aged 0-19, 2013 (%)

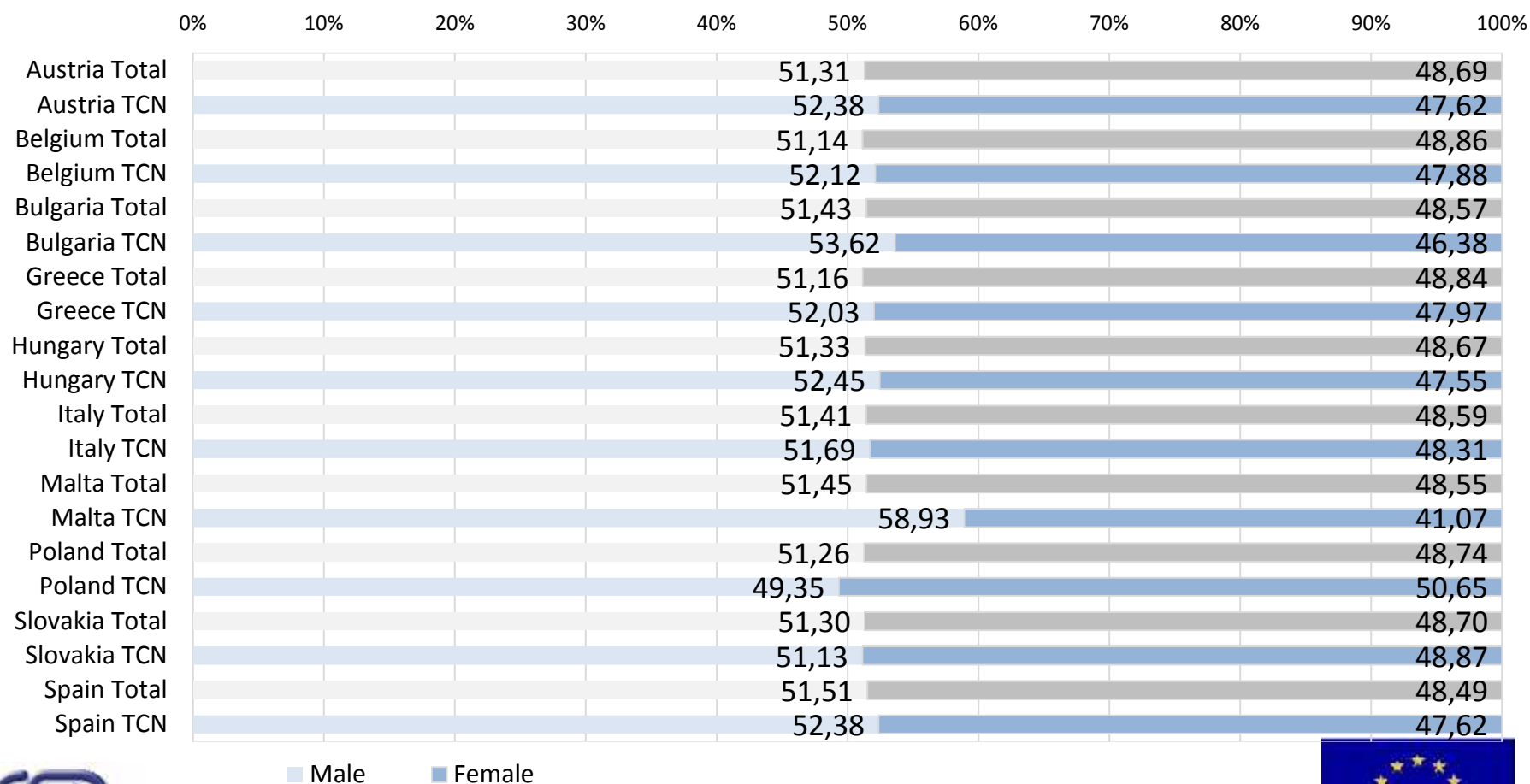


Shares of Persons up to 19 Years of Age as of Total and of TCN Populations, 2013 (%)



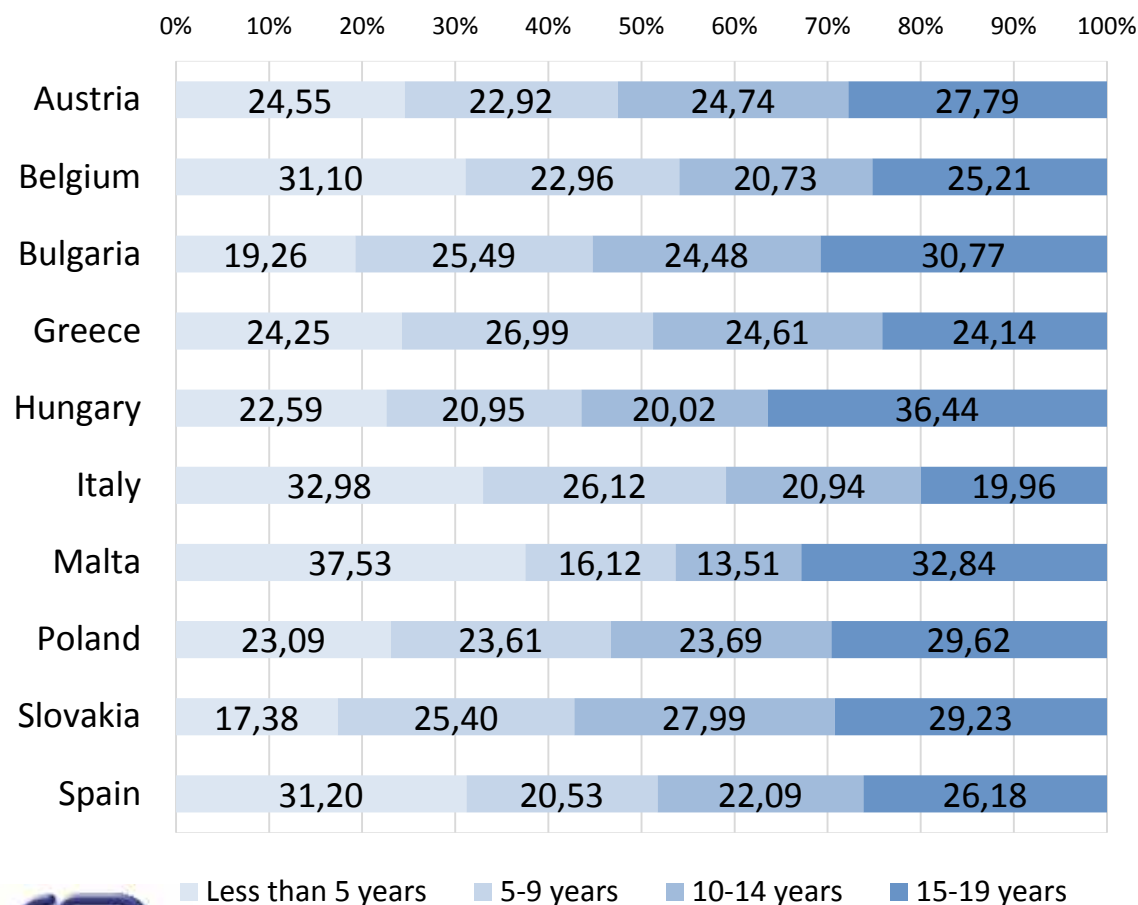
GENDER PROFILE

Gender Structure of TCN and Total Population up to 19 Years of Age, 2013 (%)



AGE PROFILE

Age Structure of TCN Population up to 19 Years of Age, 2013 (%)



Young

- Italy
- Belgium
- Malta
- Greece
- Spain

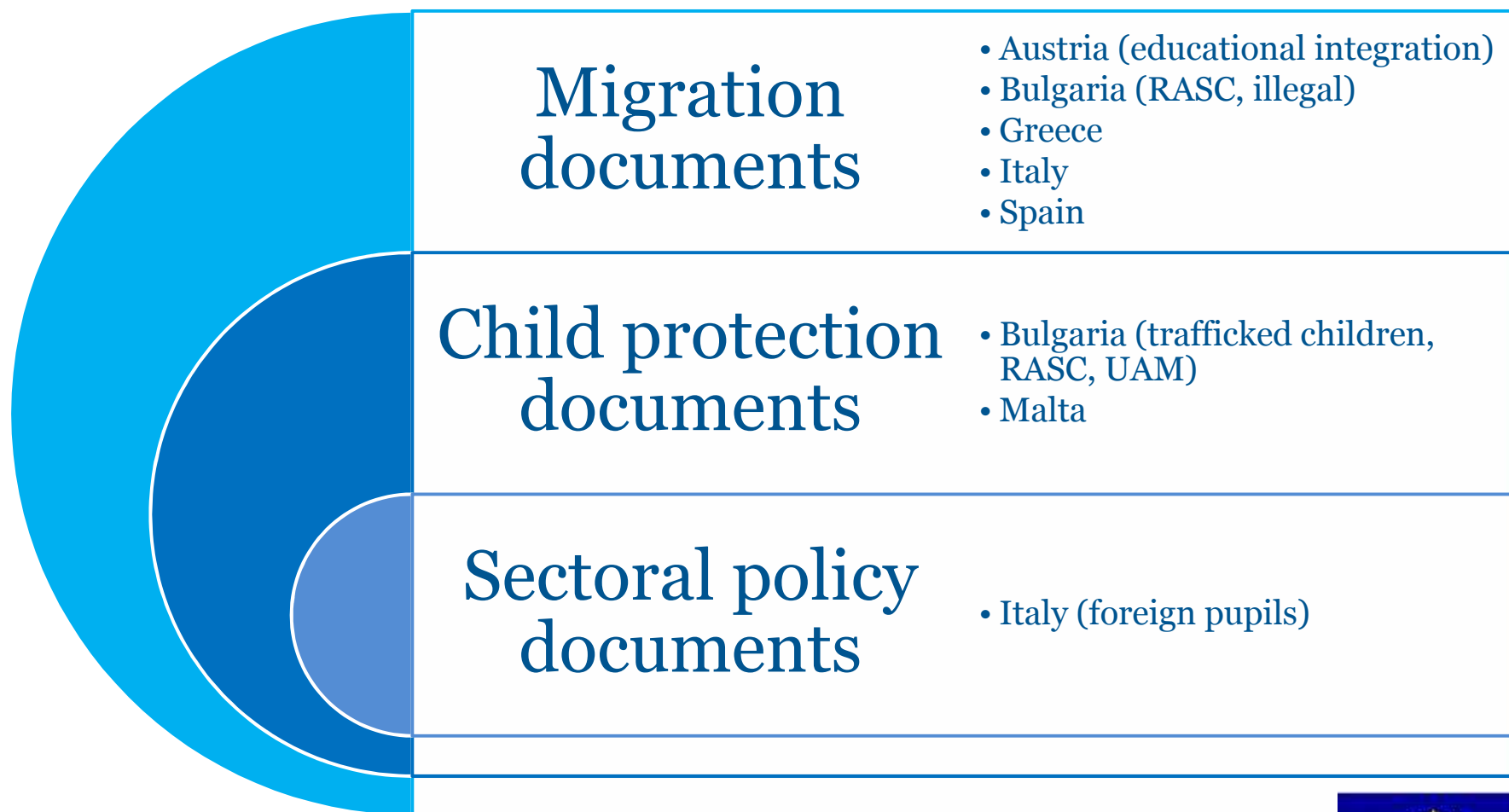
Balanced

- Austria
- Poland

Old

- Bulgaria
- Hungary
- Slovakia

TCN CHILDREN TARGETED BY NATIONAL POLICY DOCUMENTS



EDUCATION



CHILD'S RIGHTS AND CHILD'S BEST INTEREST IN POLICY DOCUMENTS

Not addressed

- Hungary

Partially addressed

- Bulgaria
- Malta
- Slovakia

Addressed in details

- Greece
- Spain

FREE ACCESS TO EDUCATION

	Undocu mented	Short-term residence	Long-term residence	Permanent residence	UAM – not RASC
Austria					
Belgium					
Bulgaria					!!!
Greece					!!!
Hungary					!!!
Italy					
Malta					!!!
Poland					
Slovakia					!!!
Spain					

INFORMATION IN LANGUAGES DIFFERENT THAN NATIONAL

By national bodies

- Austria
- Italy

By local bodies

- Austria
- Belgium
- Spain

By schools

- Belgium
- Greece
- Hungary
- Italy

By IOs and NGOs

- Austria
- Bulgaria
- Slovakia

CLASS LEVEL PLACEMENT OF TCN CHILDREN

Age-based	Knowledge-based	Mixed/ not uniform
<ul style="list-style-type: none">• Austria	<ul style="list-style-type: none">• Bulgaria (diploma or test)• Greece (diploma or test)• Poland (years in education)• Slovakia	<ul style="list-style-type: none">• Hungary• Italy• Malta• Spain

LANGUAGE TRAINING FOR TCN CHILDREN

Provided for all

- Austria
- Belgium
- Malta
- Poland

Provided for some

- Bulgaria (UAM)
- Italy
- Slovakia
- Spain

Not provided

- Greece
- Hungary

SCHOOL CURRICULA FOR TCN CHILDREN

Amended curricula

What is amended?

Austria: “extraordinary status” (without marks on certain subjects)

Italy: adaptation of programmes

Spain: amended school year?

Support measures:

Austria - 2to 6hours / week: classes in different subjects in national language, with teachers - native speakers

Italy – support decided by teachers

Spain:

transversal reception plans, 10 / 17

specific reception and integration plans, 13 / 17 ;

intercultural mediators and interpreters 11 / 17

attention to pupils’ diversity 17/17

Regular curricula

All other countries?

Support measures:

Greece – extracurricular instructions up to 4 hours/week

Hungary - individual or small-group lessons during regular school hours

Malta – decided by teachers

Poland – individual or group catch-up classes for subjects with programmes in home countries different than in the host country

Bulgaria and Slovakia – no special measures for TCN, just general support available for all

TEACHERS' QUALIFICATION

Trainings

Obligatory:

Austria
Italy
Spain

Optional:

Belgium
Greece
Hungary
Malta
Poland

Lacking:

Bulgaria
Slovakia

Guidelines

By institutions:

Austria
Greece
Slovakia
Italy?

By NGOs:

Bulgaria
Slovakia
Poland

Compensations

Yes:

Austria
Greece
Italy

No:

Bulgaria
Slovakia

SOCIAL INCLUSION



ACCESS TO CHILD-RELATED SUPPORT SCHEMES

For all with regular status

- Greece
- Poland
- Spain

Depending on status/term of stay

- Belgium
- Hungary
- Italy
- Malta

Differing for different groups

- Austria

Not accessible (the only accessible are the connected with the living minimum)

- Bulgaria
- Slovakia

GUARDIANSHIP



GUARDIANSHIP POLICIES

Formal procedures

- **Equal to those for national children:** Bulgaria, Greece, Poland
- **Different from those for national children:** The rest?


Formally fixed obligations

- Bulgaria
- Greece
- Hungary
- Italy
- Malta
- Poland

Formal requirements to candidates

- Belgium
- Bulgaria
- Italy
- Slovakia

OUTCOMES



ENROLMENT IN PRE-SCHOOL LEVEL

National and TCN Children Enrolled in Pre-school Care as Share of National and TCN Populations Aged 0-5, 2012/2013 School Year (%)

GEO/CITIZEN	Reporting country	Reporting country	Reporting country	Extra EU-27	Extra EU-27	Extra EU-27
SEX	Total	Males	Females	Total	Males	Females
Austria*	59.18			57.29		
Belgium	66.28	66.25	66.32	64.60	64.76	64.43
Bulgaria**				62.97	56.16	70.31
Hungary				59.90	76.17	41.63
Slovakia	52.66			43.24	41.80	44.68
Spain				50.38	50.41	50.35

EARLY SCHOOL LEAVING

Early Leavers from Education and Training by Sex and Citizenship, 2013 (%)

CITIZEN	Extra EU-27	Reporting country	Extra EU-27	Reporting country	Extra EU-27	Reporting country
GEO/SEX	Total	Total	Males	Males	Females	Females
Austria	24.9	5.6	25.6	6.4	24.3	4.8
Belgium	31.0	9.7	32.2	12.0	30.0	7.2
Bulgaria	:	12.5	:	12.4	:	12.7
Greece	34.8	7.6	40.0	10.1	29.7	5.2
Hungary	:	11.8	:	12.4	:	11.1
Italy	37.4	14.9	38.3	18.3	36.4	11.4
Malta	:	20.5	:	22.5	:	18.4
Poland	:	5.6	:	7.9	:	3.2
Slovakia	:	6.4	:	6.7	:	6.1
Spain	42.7	20.8	45.9	24.6	39.6	16.6

LOW ACHIEVERS

Proportion of Lowest Performers in Mathematics (Below Level 2), 2012 (%)

	Non-immigrant students	Immigrant students - Total	First generation	Second generation
Austria	14.8	37.0	38.0	36.5
Belgium	14.4	38.8	42.0	35.9
Bulgaria	42.4	NA	NA	NA
Greece	32.8	57.9	59.4	55.6
Hungary	27.9	NA	NA	NA
Italy	22.7	42.4	45.8	33.5
Malta	NA	NA	NA	NA
Poland	14.3	NA	NA	NA
Slovakia	26.8	NA	NA	NA
Spain	20.8	42.9	44.2	35.7

AT-RISK-OF POVERTY RATE

At-risk-of Poverty Rate for Children by Citizenship of Their Parents
(population aged 0 to 17 years), 2013 (%)

CITIZEN	Foreign country	Reporting country
GEO/TIME	2013	2013
Austria	36.9	11.7
Belgium	34.5	13.3
Bulgaria	:u	27.3
Greece	61.1	23.4
Hungary	21.4u	23.1
Italy	32.3	23.4
Malta	30.6	23.6
Poland	30.8u	23.3
Slovakia	:u	20.4
Spain	50.6b	21.7b